


CAMELLIA FLOWER FORMS

Flower forms are a way of describing a certain shape that a flower has. This is often used in descriptions found on websites, catalogs and brochures and even camellia encyclopedia. It will often help if you understand what flower forms mean. Within each category, you can have overlap, such as peony to semidouble, or formal to rose form double. These mean that the flowers may vary slightly between the different forms.



Single Form

Flower having one row of usually less than 8 petals and showing stamens
Example 'Tama No Ura' & 'Cilie Sutton'



Loose Peony Form

Deep rounded flower with loose petals which may have intermingled stamens and even some petaloids.



Example:
'Francis Eugene Phillips'



Full Peony Form

Convex mass of mixed irregular and intermingled petaloids and stamens never showing stamens.

Example:
'Frankie Winn'



Semi-double

Two or more rows of regular or irregular or loose petals and conspicuous stamens. Examples
'Royal Velvet' 'Faith' 'Cinnamon Scentsation' 'Rebel Yell'



Rose Form Double

Imbricated petals, showing stamens in a concave center when fully opened.

Example:
'Elfin Rose'



Anemone

One or more rows of large outer petals lying flat and the center a mass of tiny petaloids and stamens.

Example 'Mansize'



Formal Double

Fully imbricated, many rows of petals, never showing stamens.

Example:
'Sea Foam'